



TFL | HPL | EDGEBANDING | DOORS

[STEVENS-WOOD.COM](https://www.stevens-wood.com)



WHY STEVENSWOOD®



Design-Driven Collections
Over 100 curated designs across woodgrains, solids, textures, and specialty finishes aligned with current and emerging interior trends.



Coordinated Surfaces
All woodgrain TFLs feature matching edge banding and coordinating HPL, ensuring seamless visual continuity across panels, edges, and surfaces.



Engineered Substrate Options
Available on particleboard from stock, with MDF or plywood cores made to order, allowing designers to specify performance without altering surface aesthetics.



Integrated Product System
Complementary offerings in finish foils, 3DL, TruMatch components, and TFL doors allow one surface story across the entire interior.



Sustainability at Every Level
Stevenswood products utilize 100% recycled and recovered wood fibers with no-added urea formaldehyde cores, supporting healthier interiors and responsible material sourcing.



48-Hour Stock Program
Core stocked designs ship within 48 hours, supporting fast-moving projects and confident specification.

HOW TO SPECIFY STEVENSWOOD®

Curious how panels from our production line become beautiful doors, shelving, cabinets, desks, or even the interior of a hotel room?

It's easy to bring STEVENSWOOD® into your project!

Just follow these simple steps:

- 1. Choose Your Color:**
Browse the options inside this brochure and select the perfect color for your design.
- 2. Order a Free Sample:**
Visit our website at stevens-wood.com to request a complimentary sample and see the finish in person.
- 3. Add Us to Your Specifications:**
Use the simple guide provided below to include STEVENSWOOD in your specification documents effortlessly.

CODE & NAME	SUBSTRATE	DIMENSIONS
WC4 STRAIGHT NOCE	TFL PARTICLEBOARD	4x8 3/4"
784 KARIUS WALNUT	TFL MDF	5x8 3/4"

- 4. Contact a Sales Representative:**
Reach out to one of our Sales Reps to confirm pricing and product availability, ensuring your project stays on time and on budget.

For a more comprehensive Specification Guide and Technical Data Sheets, please visit our Downloads page stevens-wood.com/downloads



Integrate STEVENSWOOD® into your next project for high-quality, beautifully crafted surfaces that elevate any space!

PRODUCTS



1 EDGE BANDING

Edge banding is a crucial component for panel products, providing both functional and aesthetic benefits.

Seamlessly Finished Edges: Edge banding provides a clean, seamless appearance to the edges of panel products, concealing raw edges and enhancing the overall aesthetics.

Durability and Protection: It acts as a protective barrier, safeguarding against moisture, impact, and wear and tear, extending the lifespan of your panel products.

2 HIGH PRESSURE LAMINATE (HPL)

High-Pressure Laminate (HPL) is a versatile and durable surfacing material used in a wide range of high traffic applications, from countertops to cabinets and wall panels.

Exceptional Durability: HPL is engineered to withstand the rigors of daily life. It features a high-pressure manufacturing process that combines multiple layers of kraft paper saturated with phenolic resins, finished with a protective melamine top layer. This results in a surface that's resistant to scratches, impact, heat, and moisture.

THERMALLY FUSED LAMINATE (TFL)

3 Particleboard

4 MDF

Thermally Fused Laminate (TFL) is a high-quality surfacing material that offers a perfect blend of aesthetics, durability, and sustainability for a wide range of applications.

Durability Beyond Compare: TFL is renowned for its robust construction. Its core is made from high-quality particleboard or MDF, which is then thermally fused with a decorative layer and finished with a protective topcoat. This results in a surface that can withstand everyday wear and tear, including scratches, impact, and moisture.

Sustainable Choice: TFL is an environmentally friendly choice. It's made from recycled and sustainable materials, and its production process minimizes waste. It's also low-VOC (Volatile Organic Compounds), contributing to better indoor air quality.

Versatile Applications: TFL is suitable for a wide range of applications, including residential and commercial furniture, cabinetry, wall paneling, countertops, and more. Its adaptability is limited only by your creativity.

Cost-Effective Solution: TFL provides an affordable alternative to natural wood and stone while delivering comparable aesthetics and performance.

Hygienic and Easy to Clean: TFL is non-porous, making it highly resistant to stains and bacteria. Cleaning and maintenance are hassle-free, making it an ideal choice for spaces that require hygiene and cleanliness, such as kitchens and healthcare facilities.

5 PLYWOOD

Plywood cores are renowned for their exceptional strength and stability.

Enhanced Durability: Composed of multiple layers of wood veneers bonded together, these cores resist warping, cracking, and bending under stress, ensuring your surfaces remain robust and durable for years to come.

Superior Load-Bearing Capacity: Ideal for heavy-duty applications, plywood offers superior load-bearing capabilities. Its cross-grained structure distributes weight evenly, making it an excellent choice for high-traffic areas and furniture that demands high structural integrity.

TEXTURES

WOODGRAINS



LINEAR [Artika] L

A deep straight grain texture that enhances the depth and realism of woodgrain designs, adding a sophisticated and authentic touch to any surface.




MATTE WOOD MW

A lightly textured woodgrain that closely mimics a matte veneer finish. This texture is designed to provide an authentic wood appearance with a subtle, natural feel.



EIR EIR

Our Embossed in Register (EIR) textures offer the most realistic wood patterns, with texture-matched grains that replicate the feel and look of real wood – Tokaj Alder, Trio, and Meridosha.




NATURAL GRAIN NG

Our latest texture, featuring a natural grain with a soft, detailed finish, offers a subtle yet refined appearance that enhances the natural beauty of wood surfaces.


W WARM

A smooth, refined finish ideal for both solid colors and material surfaces, providing a clean matte look.



AF ANTI-FINGERPRINT

The ultra-matte, anti-fingerprint surface delivers our smoothest, most refined finish, ensuring a pristine, flawless appearance with minimal maintenance.




HG HIGH GLOSS

A high-gloss finish that brings a sleek, chic touch to any design, elevating surfaces with a modern, luxurious shine.



S SOFTEX

A timeless, universal texture with exceptional wear resistance, perfect for high-traffic areas. This classic pattern combines durability and versatility, making it a staple in the industry.



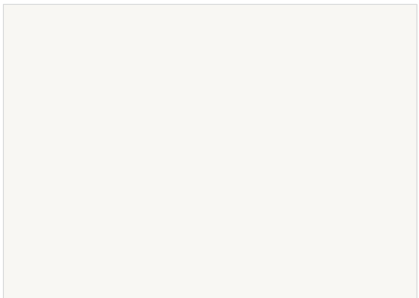












MATTES

POLISHED




LIGHT TONES




 300 White	 G83 Ghost Maple	 633 Tonal Walnut
 596 Morning Fog	 L31 White Nebbia	 L07 Siberian
 W38 Borger Maple	 514 Outer Banks Oak	 574 Natural Elm
 W03 Valenti Walnut	 592 Battle Creek Oak	 W89 Sandro Itabri
 WB2 Aquatina		




WARM TONES



W04 Amble Walnut




669 Tino Walnut



G88 Natural Rustik



774 Tyne Walnut




WC4 Straight Noce



L35 Kirsche




W51 Richmond Cherry



L34 Jasper



603 Door County Oak



W80 Jordan Itabri



GREY TONES



W29 Gregio Pine



W13 Opus Walnut



BN4 Cracked Concrete



L04 Ontano



L09 Kyushu



BN5 Industrial Concrete




589 Grey Echo



W92 Shadow Elm



G87 Cannella Rustik



637 Iron Oak






EXOTIC TONES




L10 Formosa



L02 Sabbia



W42 Bleached Walnut




W53 Arizona Cypress




W68 Cognac Walnut




NEW



G91 Carmelo Mist



W66 Dark Walnut




L29 Natural Marrone




784 Karius Walnut




NATURAL TONES



L33 Serotina




GT9 Carmel Cherry




WB4 Modern Elm




L41 Timeless




WB3 Farmhouse




654 Lakefront Oak



688 Studio Oak



529 Takase Teak



L40 Sepia Walnut




W43 Roan Walnut




NEW




DARK TONES




L30 Evening Notte





G92 Drift Loud




L03 Aliso




579 Tuscany Walnut




L05 Alno



W64 Dahat Teak



C86 Gregio Notte




W45 Magpie Walnut



NEW




W77 Nova Itabri



540 Solano Walnut



WB1 Charred Oak



X03 Black



L39 Midnight Run





OPTAMATTE – ANTI-FINGERPRINT

Optamatte is the perfect choice for everything from home interiors to high-traffic commercial spaces, combining durability with sleek, modern aesthetics.

Optamatte is a single-sided product, with the reverse side presented in the same color but with a Warm finish.

ALL OF THESE SOLIDS ARE
MADE-TO-ORDER IN THE
FOLLOWING TEXTURES:



ANTI-FINGERPRINT




NO ADDED FORMALDEHYDE


*OPTAMATTE AND WARM FINISH
NOT AVAILABLE IN HPL



746 Mystic Grey




388 Pure White



700 Insipid



747 Sedona




043 White



C82 Dove Grey



741 Tsunami



727 Mirage



444 Dune




008 North Sea



756 Evergreen Mist



C55 Cashmere



301 Black




792 Woodland




MATTE & GLOSS




514 Outer Banks Oak



574 Natural Elm



784 Karius Walnut



G91 Carmelo Mist



540 Solano Walnut



L39 Midnight Run



MADE-TO-ORDER




VERTICAL APPLICATION




REFLECTIVE SURFACE

Solasta is the latest in high-gloss reflective finishes, offering a chic and sophisticated look for residential applications. This versatile finish enhances both woodgrain and solid designs, adding a luxurious touch to any space.


SOLASTA – HIGH GLOSS



323 Glacier White



GX5 Insipid



301 Black



WATER RESISTANT



AQUALENCE

DESIGNED FOR INTERIOR AND EXTERIOR APPLICATIONS - Ideal for home, garden, and commercial building applications where moisture resistance is essential, Aqualece features a durable exterior grade MDF core and a water-resistant paper surface. It can be seamlessly finished with our standard edge banding, effectively sealing out external moisture. Available in softex finish, Aqualece combines style with robust protection for any environment.

MADE-TO-ORDER



VERTICAL APPLICATION



HORIZONTAL APPLICATION



NO ADDED FORMALDEHYDE



HIGH IMPACT / SCRATCH RESISTANT




WATER & MOISTURE RESISTANT



UV PROTECTION



GXC Battle Creek Oak



GW0 Folkstone Grey




GZ0 Cracked Concrete



GXA Straight Noce



GY0 Industrial Concrete



GV0 White




GX0 Aquatina




MADE-TO-ORDER

DURA-LAM


By pairing the first high-performance resin system with state-of-the-art lamination technology, this durable TFL surface is specifically engineered for plywood applications—delivering enhanced stability and a premium finished appearance.




M02 Folkstone Grey



M01 White




M09 Morning Fog




M07 Natural Elm




M03 Salt Creek Maple



M08 Grey Echo



M12 Jasper



M06 Cannella Rustik

THE PLYWOOD CORE



Laminating TFL to plywood provides huge savings when compared to HPL on plywood and gives the A&D community the product they need to stay on budget! Laminate Dura-Lam to particleboard and you have a panel with a higher impact rating than High Pressure Laminate!


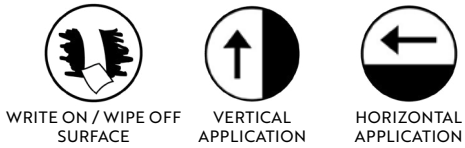
Be confident in choosing Dura-Lam. The cost savings and durability are unmatched.




MADE-TO-ORDER

DELERE

WRITE ON / WIPE OFF SURFACE -
Available in six vibrant solid colors, Delere is a versatile write-on, wipe-off surface designed specifically for hospitals, classrooms, and office spaces. This practical and durable finish combines functionality with easy maintenance, making it an ideal choice for high-use environments.



323 Glacier White



708 Folkstone



756 Evergreen Mist



746 Mystic Grey



060 Ocean



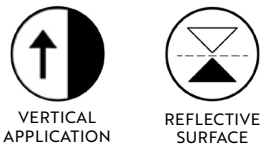
741 Tsunami

MADE-TO-ORDER



FINISH FOIL


Finish Foil is a decorative, printed paper surface commonly used for drawer boxes, cabinet interiors, closet systems, shelving, and a wide range of furniture components. It provides a consistent, durable, and cost-effective finish while allowing designers and manufacturers to match the look of their exterior materials.




STEVENSWOOD® offers its own stocked Finish Foil line featuring three core colors.



519 Kingston Maple



043 Stipple White



705 Midnight Black

In addition to these stocked options, all STEVENSWOOD® designs are available as custom-order Finish Foils, ensuring perfect visual alignment across any project or application.

COMPLEMENTARY PRODUCTS

Discover our Complementary Product Partners for your next project by visiting stevens-wood.com/complementary-products/



COLOR	TEXTURE	PAGE	STEVENSWOOD® PRODUCTS			COMPLEMENTARY PRODUCTS			
			TFL	HPL	EDGE BANDING	3DL	FOIL	TRU MATCH	TFL DOORS
300 White	Linear (Artika)	9	◆	◆	◆		◆	◆	◆
529 Takase Teak	Linear (Artika)	17	◆	◆	◆	◆	◆	◆	◆
574 Natural Elm	Linear (Artika)	9	◆	◆	◆		◆	◆	◆
589 Grey Echo	Linear (Artika)	13	◆	◆	◆		◆	◆	◆
596 Morning Fog	Linear (Artika)	9	◆	◆	◆	◆	◆	◆	◆
G86 Gregio Notte	Linear (Artika)	18	◆	◆	◆	◆	◆	◆	◆
G87 Cannella Rustik	Linear (Artika)	13	◆	◆	◆	◆	◆	◆	◆
G88 Natural Rustik	Linear (Artika)	10	◆	◆	◆	◆	◆	◆	◆
G91 Carmelo Mist	Linear (Artika)	14	◆	◆	◆	◆	◆	◆	◆
G92 Drift Loud	Linear (Artika)	18	◆	◆	◆		◆	◆	◆
GT9 Carmel Cherry	Linear (Artika)	17	◆	◆	◆		◆	◆	◆
W29 Gregio Pine	Linear (Artika)	13	◆	◆	◆	◆	◆	◆	◆
W51 Richmond Cherry	Linear (Artika)	10	◆	◆	◆	◆	◆	◆	◆
W53 Arizona Cypress	Linear (Artika)	14	◆	◆	◆	◆	◆	◆	◆
W64 Dahat Teak	Linear (Artika)	18	◆	◆	◆	◆	◆	◆	◆
X03 Black	Linear (Artika)	18	◆	◆	◆		◆	◆	◆
514 Outer Banks Oak	Wood Matte	9	◆	◆	◆	◆	◆	◆	◆
592 Battle Creek Oak	Wood Matte	9	◆	◆	◆	◆	◆	◆	◆
603 Door County Oak	Wood Matte	10	◆	◆	◆	◆	◆	◆	◆
637 Iron Oak	Wood Matte	13	◆	◆	◆	◆	◆	◆	◆
654 Lakefront Oak	Wood Matte	17	◆	◆	◆	◆	◆	◆	◆
688 Studio Oak	Wood Matte	17	◆	◆	◆	◆	◆	◆	◆
W42 Bleached Walnut	Wood Matte	14	◆	◆	◆	◆	◆	◆	◆
W66 Dark Walnut	Wood Matte	14	◆	◆	◆	◆	◆	◆	◆
W92 Shadow Elm	Wood Matte	13	◆	◆	◆		◆	◆	◆
WB1 Charred Oak	Wood Matte	18	◆	◆	◆		◆	◆	◆
WB2 Aquatina	Wood Matte	9	◆	◆	◆		◆	◆	◆

COLOR	TEXTURE	PAGE	STEVENSWOOD® PRODUCTS			COMPLEMENTARY PRODUCTS			
			TFL	HPL	EDGE BANDING	3DL	FOIL	TRU MATCH	TFL DOORS
WB3 Farmhouse	Wood Matte	17	◆	◆	◆		◆	◆	◆
WB4 Modern Elm	Wood Matte	17	◆	◆	◆		◆	◆	◆
WC4 Straight Noce	Wood Matte	10	◆	◆	◆		◆	◆	◆
540 Solano Walnut	Natural Grain	18	◆	◆	◆		◆	◆	◆
579 Tuscany Walnut	Natural Grain	18	◆	◆	◆		◆	◆	◆
633 Tonali Walnut	Natural Grain	9	◆	◆	◆		◆	◆	◆
669 Tino Walnut	Natural Grain	10	◆	◆	◆		◆	◆	◆
774 Tyne Walnut	Natural Grain	10	◆	◆	◆		◆	◆	◆
784 Karius Walnut	Natural Grain	14	◆	◆	◆		◆	◆	◆
L02 Sabbia	EIR	14	◆	◆	◆		◆	◆	◆
L03 Aliso	EIR	18	◆	◆	◆		◆	◆	◆
L04 Ontano	EIR	13	◆	◆	◆		◆	◆	◆
L05 Alno	EIR	18	◆	◆	◆	◆	◆	◆	◆
L07 Siberian	EIR	9	◆	◆	◆	◆	◆	◆	◆
L09 Kyushu	EIR	13	◆	◆	◆	◆	◆	◆	◆
L10 Formosa	EIR	14	◆	◆	◆		◆	◆	◆
L29 Natural Marrone	EIR	14	◆	◆	◆		◆	◆	◆
L30 Evening Notte	EIR	18	◆	◆	◆		◆	◆	◆
L31 White Nebbia	EIR	9	◆	◆	◆	◆	◆	◆	◆
L33 Serotina	EIR	17	◆	◆	◆		◆	◆	◆
L34 Jasper	EIR	10	◆	◆	◆		◆	◆	◆
L35 Kirsche	EIR	10	◆	◆	◆		◆	◆	◆
L39 Midnight Run	EIR	18	◆	◆	◆		◆	◆	◆
L40 Sepia Walnut	EIR	17	◆	◆	◆	◆	◆	◆	◆
L41 Timeless	EIR	17	◆	◆	◆		◆	◆	◆
W03 Valenti Walnut	EIR	9	◆	◆	◆		◆	◆	◆

COMPLEMENTARY PRODUCTS

Discover our Complementary Product Partners for your next project by visiting stevens-wood.com/complementary-products/



COLOR	TEXTURE	PAGE	STEVENSWOOD® PRODUCTS			COMPLEMENTARY PRODUCTS			
			TFL	HPL	EDGE BANDING	3DL	FOIL	TRU MATCH	TFL DOORS
W04 Amble Walnut	EIR	10	◆	◆	◆		◆	◆	◆
W13 Opus Walnut	EIR	13	◆	◆	◆		◆	◆	◆
W43 Roan Walnut	EIR	17	◆	◆	◆		◆	◆	◆
W45 Magpie Walnut	EIR	18	◆	◆	◆		◆	◆	◆
W68 Cognac Walnut	EIR	14	◆	◆	◆		◆	◆	◆
W77 Nova Itabri	EIR Planked	18	◆	◆	◆		◆	◆	◆
W80 Jordan Itabri	EIR Planked	10	◆	◆	◆		◆	◆	◆
W89 Sandro Itabri	EIR Planked	9	◆	◆	◆		◆	◆	◆
388 Pure White*	Anti Fingerprint / Softex / Warm / Matte Wood / Linear / Natural Grain / High Gloss	20	◆	◆	◆		◆	◆	◆
C55 Cashmere*	Anti Fingerprint / Softex / Warm / Matte Wood / Linear / Natural Grain / High Gloss	20	◆	◆	◆		◆	◆	◆
301 Black*	Anti Fingerprint / Softex / Warm / Matte Wood / Linear / Natural Grain / High Gloss	20	◆	◆	◆		◆	◆	◆
008 North Sea	Anti Fingerprint / Softex / Warm / Linear / Natural Grain /High Gloss	20	◆		◆			◆	◆
444 Dune	Anti Fingerprint / Softex / Warm / Linear / Natural Grain /High Gloss	20	◆		◆			◆	◆
700 Insipid	Anti Fingerprint / Softex / Warm / Linear / Natural Grain /High Gloss	20	◆		◆			◆	◆
727 Mirage	Anti Fingerprint / Softex / Warm / Linear / Natural Grain /High Gloss	20	◆		◆			◆	◆
741 Tsunami	Anti Fingerprint / Softex / Warm / Linear / Natural Grain /High Gloss	20	◆		◆			◆	◆
746 Mystic Grey	Anti Fingerprint / Softex / Warm / Linear / Natural Grain /High Gloss	20	◆		◆			◆	◆

*Anti-fingerprint and Warm finishes do not have matching HPL

COLOR	TEXTURE	PAGE	STEVENSWOOD® PRODUCTS			COMPLEMENTARY PRODUCTS			
			TFL	HPL	EDGE BANDING	3DL	FOIL	TRU MATCH	TFL DOORS
747 Sedona	Anti Fingerprint / Softex / Warm / Linear / Natural Grain /High Gloss	20	◆		◆			◆	◆
756 Evergreen Mist	Anti Fingerprint / Softex / Warm / Linear / Natural Grain /High Gloss	20	◆		◆			◆	◆
792 Woodland	Anti Fingerprint / Softex / Warm / Linear / Natural Grain /High Gloss	20	◆		◆			◆	◆
C82 Dove Grey	Anti Fingerprint / Softex / Warm / Linear / Natural Grain /High Gloss	20	◆		◆			◆	◆
043 White	Anti Fingerprint / Softex / Warm / Linear / Natural Grain /High Gloss	20	◆		◆			◆	◆
514 Outer Banks Oak Matte	Anti Fingerprint	21	◆		◆			◆	◆
572 Natural Elm Matte	Anti Fingerprint	21	◆		◆			◆	◆
784 Karius Walnut Matte	Anti Fingerprint	21	◆		◆			◆	◆
G91 Carmelo Mist Matte	Anti Fingerprint	21	◆		◆			◆	◆
540 Solano Walnut Matte	Anti Fingerprint	21	◆		◆			◆	◆
L39 Midnight Run Matte	Anti Fingerprint	21	◆		◆			◆	◆
BN4 Cracked Concrete	Warm	13	◆		◆			◆	◆
BN5 Industrial Concrete	Warm	13	◆		◆			◆	◆
323 Glacier White	Solasta High Gloss	21	◆		◆				
301 Black	Solasta High Gloss	21	◆		◆				
GX5 Insipid	Solasta High Gloss	21	◆		◆				
GV0 White	Aqualence Exterior Grade MDF	23	◆		◆				
GW0 Folkstone Grey	Aqualence Exterior Grade MDF	23	◆		◆				
GX0 Aquatina	Aqualence Exterior Grade MDF	23	◆		◆				
GXA Straight Noce	Aqualence Exterior Grade MDF	23	◆		◆				
GXB Solano Walnut	Aqualence Exterior Grade MDF	23	◆		◆				
GXC Battle Creek Oak	Aqualence Exterior Grade MDF	23	◆		◆				

*Anti-fingerprint and Warm finishes do not have matching HPL

COMPLEMENTARY PRODUCTS

COLOR	TEXTURE	PAGE	STEVENSWOOD® PRODUCTS			COMPLEMENTARY PRODUCTS			
			TFL	HPL	EDGE BANDING	3DL	FOIL	TRU MATCH	TFL DOORS
GY0 Industrial Concrete	Aqualence Exterior Grade MDF	23	◆		◆				
GZ0 Cracked Concrete	Aqualence Exterior Grade MDF	23	◆		◆				
M01 White	Dura-Lam Matte Wood	24	◆		◆			◆	
M02 Folkstone	Dura-Lam Matte Wood	24	◆		◆			◆	
M03 Salt Creek Maple	Dura-Lam Matte Wood	24	◆		◆			◆	
M04 Shadow Teak	Dura-Lam Matte Wood	24	◆		◆			◆	
M05 Weathered Teak	Dura-Lam Matte Wood	24	◆		◆			◆	
M06 Canella Rustik	Dura-Lam Matte Wood	24	◆		◆			◆	
M07 Natural Elm	Dura-Lam Matte Wood	24	◆		◆			◆	
M08 Grey Echo	Dura-Lam Matte Wood	24	◆		◆			◆	
M09 Morning Fog	Dura-Lam Matte Wood	24	◆		◆			◆	
M12 Jasper	Dura-Lam Matte Wood	24	◆		◆			◆	
060 Ocean	Delere Write on / Wipe off	26	◆		◆				
323 Glacier White	Delere Write on / Wipe off	26	◆		◆				
708 Folkstone	Delere Write on / Wipe off	26	◆		◆				
741 Tsunami	Delere Write on / Wipe off	26	◆		◆				
746 Mystic Grey	Delere Write on / Wipe off	26	◆		◆				
756 Evergreen Mist	Delere Write on / Wipe off	26	◆		◆				
G83 Ghost Maple	Softex	9	◆		◆		◆		
W38 Borger Maple	Softex	9	◆		◆		◆		

SUSTAINABILITY



Designed For Sustainable Specification

At **STEVENSWOOD®**, sustainability is built into every surface we produce. Our Thermally Fused Laminate (TFL) products are engineered to support healthier interiors, responsible material use, and long-term performance, making them a smart choice for today's design and specification community.

TFL is inherently a **low-VOC surface solution**, helping to improve indoor air quality in residential, commercial, and institutional environments. Produced by thermally fusing decorative papers to engineered wood panels using heat and pressure (rather than solvent-based adhesives) TFL contributes to reduced emissions while delivering consistent, durable performance.

Beyond indoor air quality benefits, TFL is a **resource-efficient alternative** to many traditional surface materials. It optimizes the use of responsibly sourced and recovered wood fibers, minimizes waste, and offers exceptional durability, supporting longer product life cycles and reduced environmental impact.

STEVENSWOOD® is also proud to participate in sustainability initiatives such as **Climate Positive Now**, powered by **Materials Intelligence**, reinforcing our commitment to transparency, data-driven decision making, and continuous improvement.

By combining low-VOC performance, responsible sourcing, and verified sustainability initiatives, STEVENSWOOD® TFL surfaces give architects and designers confidence to specify materials that align with both design intent and environmental responsibility.



STEVENSWOOD®

Where Innovation Meets Craftsmanship

MADE IN THE USA at STEVENSWOOD®, our core mission is encapsulated in our motto: changing the world of surfaces. As a premier supplier of high-quality engineered surfaces, we are dedicated to providing architects and designers with products that not only meet but exceed their expectations in aesthetics, durability, and realism.

WHO WE ARE

Employee-Owned & Made in the USA

100% employee-owned, with all products manufactured in our facilities in Illinois, where craftsmanship meets advanced surface technology.

Design & Performance Driven

Developed for architects and designers seeking surfaces that balance realism, durability, and contemporary design direction.

Seamless Availability

Edge-banded samples available at no cost on our website, with stocked TFL panels, matching edge banding, and HPL ready to ship in 48 hours.

Comprehensive Surface Solutions

Beyond TFL and HPL, Stevenswood offers coordinated partnerships of 3DL, finish foils, TruMatch, and bespoke door programs, ensuring a cohesive solution for any design requirement.





STEVENS-WOOD.COM



US EPA
TSCA Title VI

FSC® products
available on
request

(217) 857-7100 | stevens-wood.com
704 West Main, Teutopolis, IL 62467

Colors shown are printed reproductions.
For accurate selection, samples are available
upon request.

Due to ongoing development, Stevens reserves
the right to change specifications without notice.
© STEVENS Industries, Inc. 2026 | 01-2026